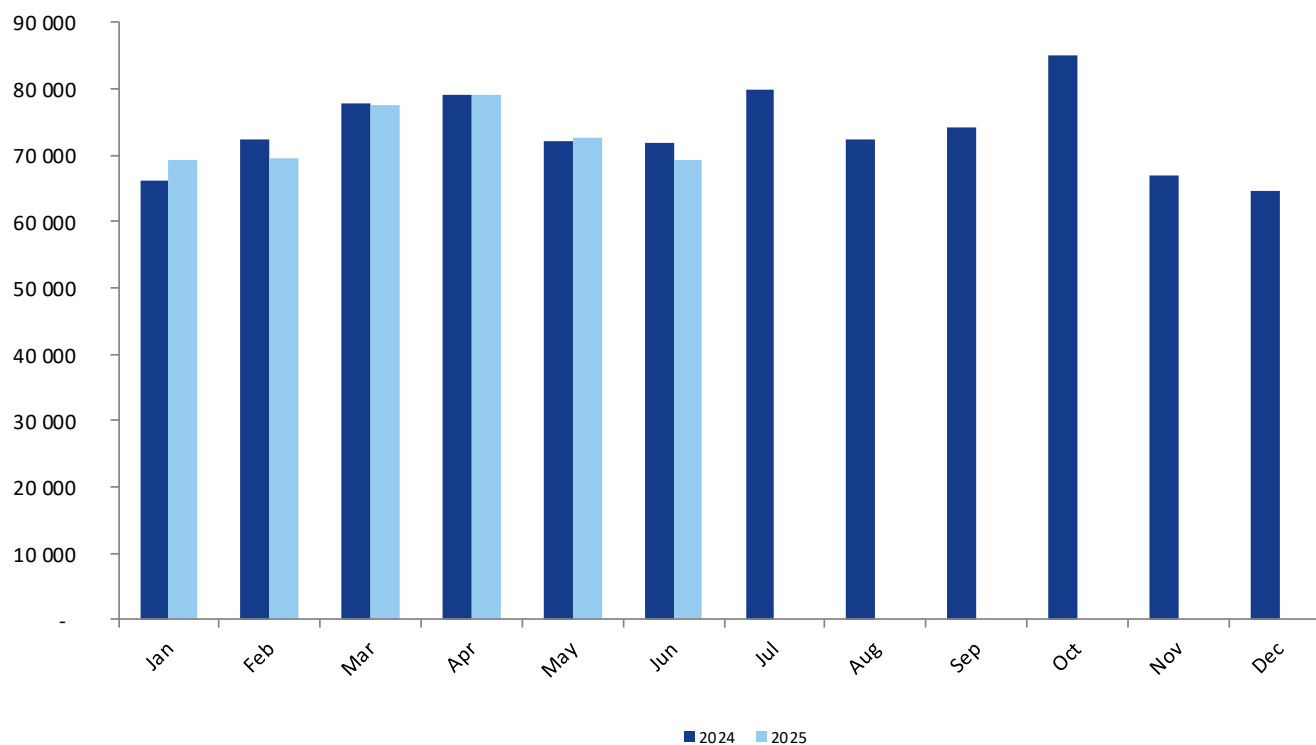


## First Registrations of used Passenger Cars in Poland, 2024 - 2025 PZPM based on data from Centralna Ewidencja Pojazdow

	Jan	Feb	Mar	Apr	May	Jun	Jul	Aug	Sep	Oct	Nov	Dec	Total
2024	66 186	72 408	77 918	79 087	72 082	71 814	79 987	72 310	74 241	84 992	66 966	64 519	882 510
2025	69 287	69 649	77 652	79 122	72 653	69 240							437 603
%change y/y	4,7%	-3,8%	-0,3%	0,0%	0,8%	-3,6%							-0,4%

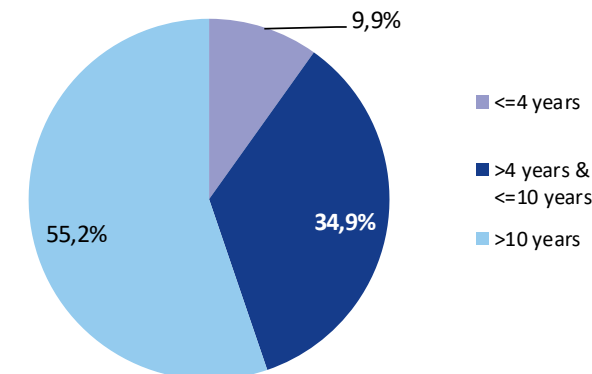
### First Registrations of Used PC in Poland 2024 - 2025



### Age Structure Jan-Jun 2025

	Number of vehicles	Share %
<=4 years	43 178	9,9%
>4 years & <=10 years	152 745	34,9%
>10 years	241 680	55,2%
Total	437 603	100,0%

### First Registrations of Used Vehicles in year 2025 - age structure

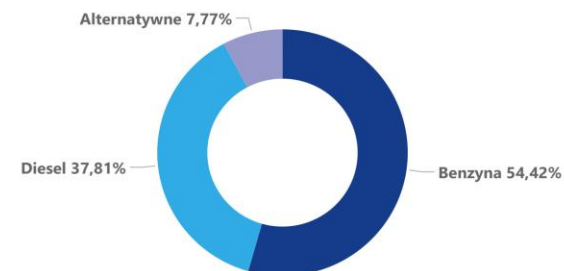


## First Registrations of Used Passenger Cars by Fuel Type

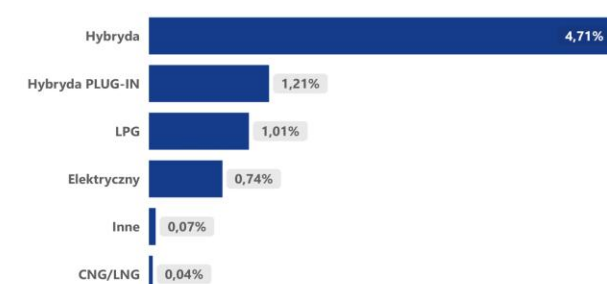
Fuel Type	January-June 2024		January-June 2025		Volume Change y/y	Market Share Change y/y
	thousand units	share %	thousand units	share %		
Petrol	234,3	53,3%	238,1	54,4%	1,7%	+1,1 pp
Diesel	178,6	40,6%	165,4	37,8%	-7,4%	-2,8 pp
AFV / Others	26,7	6,1%	34,0	7,8%	27,6%	+1,7 pp
including:						
Electric	2,418	0,6%	3,245	0,7%	34,2%	+0,2 pp
Hybrid	16,172	3,7%	20,597	4,7%	27,4%	+1,0 pp
Hybrid Plug-In	2,911	0,7%	5,302	1,2%	82,1%	+0,5 pp
LPG	4,901	1,1%	4,413	1,0%	-10,0%	-0,1 pp
CNG/LNG	0,124	0,0%	0,168	0,0%	35,5%	+0,0 pp
Others / N.A.	0,132	0,0%	0,297	0,1%	125,0%	+0,0 pp

## Import używanych samochodów osobowych, Styczeń-Czerwiec 2025

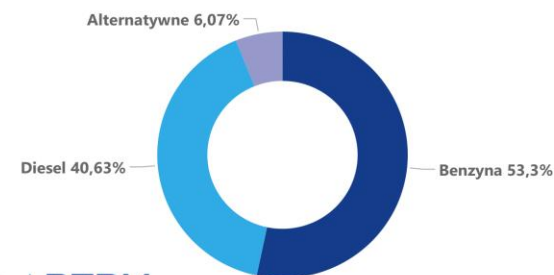
Udział napędów, Styczeń-Czerwiec 2025



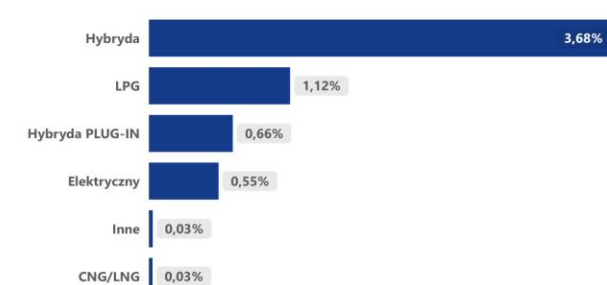
Udział napędów, Styczeń-Czerwiec 2025



Udział napędów, Styczeń-Czerwiec 2024



Udział napędów, Styczeń-Czerwiec 2024



### First registrations of used passenger cars in Poland\*

No.**	Make	January-June 2024	January-June 2025	Change % r/r
1	VOLKSWAGEN	43443	41571	-4,3%
2	FORD	41774	40744	-2,5%
3	OPEL	39924	38453	-3,7%
4	AUDI	36276	32758	-9,7%
5	BMW	28123	27370	-2,7%
6	MERCEDES-BENZ	20856	22218	6,5%
7	PEUGEOT	20397	21487	5,3%
8	HYUNDAI	18639	20558	10,3%
9	RENAULT	20768	19068	-8,2%
10	TOYOTA	16913	16667	-1,5%

\* source: PZPM based on CEP

\*\* based on registrations in 2025

### First registrations - used passenger cars imported to Poland - TOP 10 in 2025

